



Atlantis Collection

LH2, R2C pillow back corner group shown in Barley Silver (Cover 1), Camelia Winter (Cover 2) and Script Grey (Cover 3)

foamflex⁺

Colours represented are to be used as a guide only, colour shadings can vary slightly from each roll of fabric. Please refer to manufacturers swatch for more colour options.


23/01/2025

ATLANTIS COVER GUIDE - STANDARD BACK


Please use this guide when ordering the following pieces to clarify cover options.

STANDARD BACK


LH2, RFC, FST (L2, RFC, P) Group




FST, LFC, RH2 (P, LFC, R2) Group



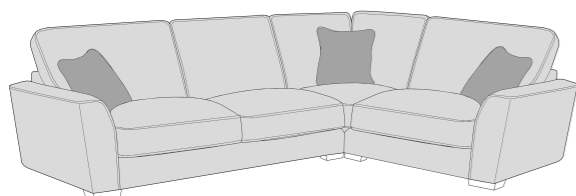
L2S, RFC, FST (L2S, RFC, P) Group




FST, LFC, R2S (P, LFC, R2S) Group



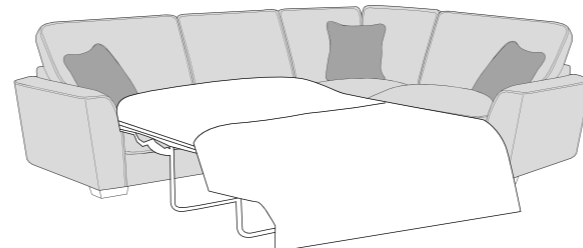
LH2, COR, RH1 (L2, CO, R1) Group



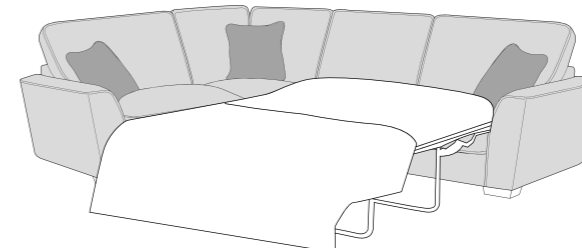
LH1, COR, RH2 (L1, CO, R2) Group



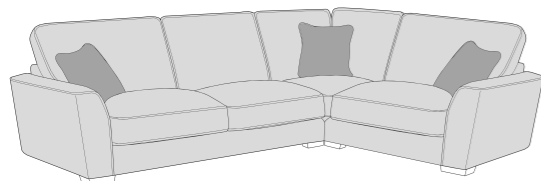
L2S, COR, RH1 (L2S, CO, R1) Group



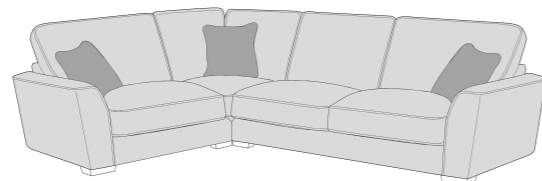
LH1, COR, R2S (L2, CO, R2S) Group



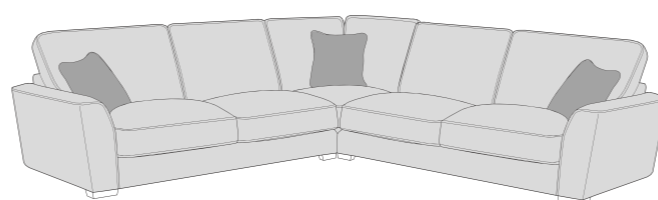
LH2, R2C (L2, R2C) Group



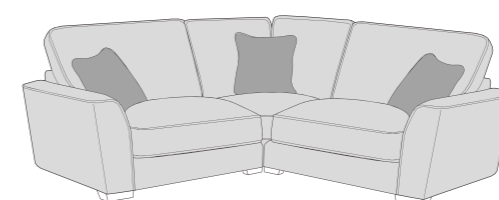
L2C, RH2 (L2C, R2) Group




LH2, COR, RH2 (L2, CO, R2) Group



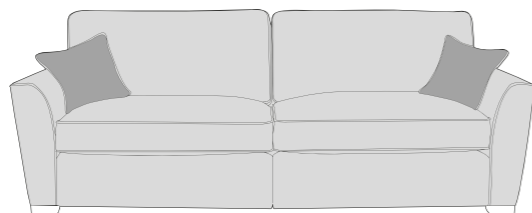
LH1, COR, RH1 (L1, CO, R1) Group



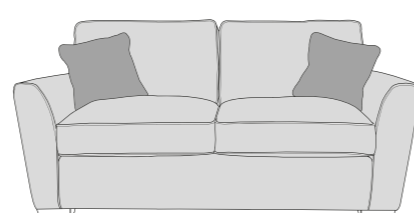
ALU (AU)



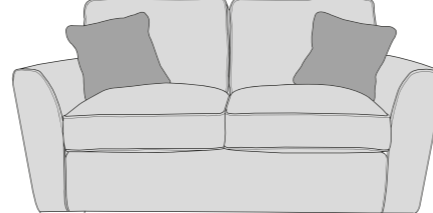
4 Seater modular sofa (4MD)



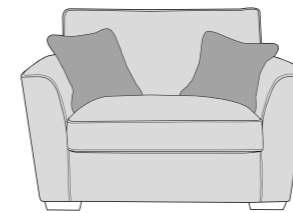
3 Seater sofa (3ST)




2 Seater sofa (2ST)



Love chair (LOV)




Arm chair (1ST)




3 Seater Sofa Bed (3SB, 3DB)

(Available in Standard or Deluxe)



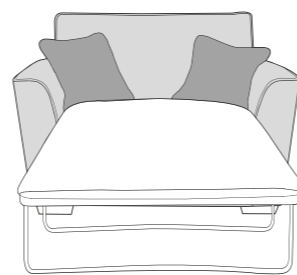
2 Seater Sofa Bed (2SB, 2DB)

(Available in Standard or Deluxe)

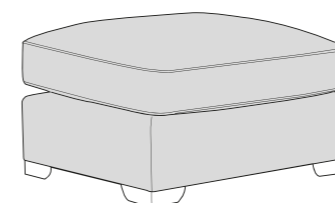



Chair Sofa Bed (1SB, 1DB)


(Available in Standard or Deluxe)



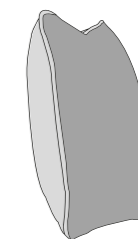
Large Footstool P (FST)



 **COVER 1**
(BODY)

 **COVER 2**
(SCATTER)

Standard Back
Scatter Cushions



Front = Cover 2
Piping = Cover 1
Back = Cover 1



MANUFACTURER MEMBER

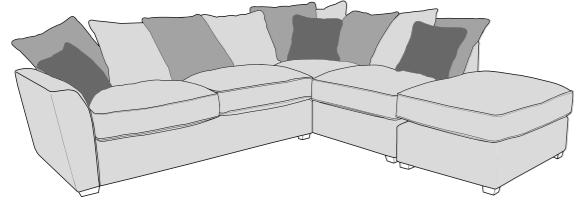


ATLANTIS COVER GUIDE - PILLOW BACK

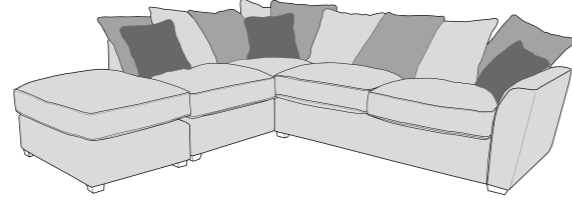
Please use this guide when ordering the following pieces to clarify cover options.

PILLOW BACK

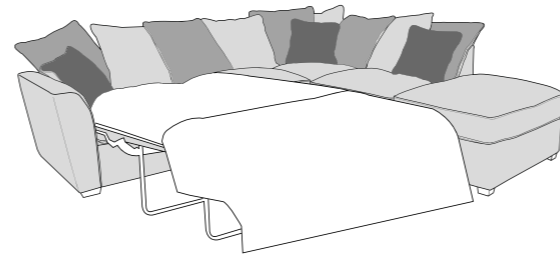
LH2, RFC, FST (L2, RFC, P) Group



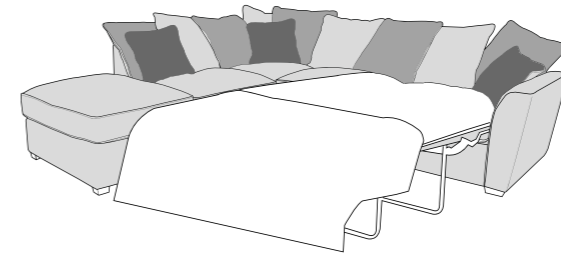
FST, LFC, RH2 (P, LFC, R2) Group



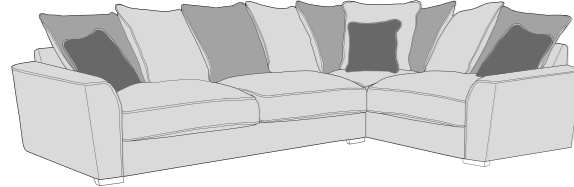
L2S, RFC, FST (L2S, RFC, P) Group



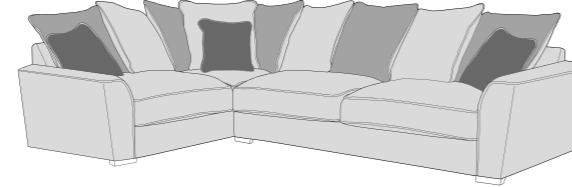
FST, LFC, R2S (P, LFC, R2S) Group




LH2, COR, RH1 (L2, CO, R1) Group




LH1, COR, RH2 (L1, CO, R2) Group



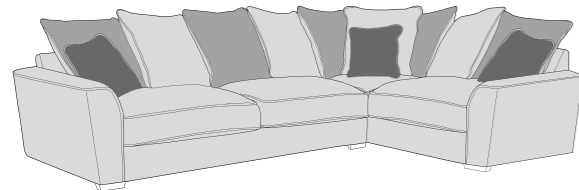
L2S, COR, RH1 (L2S, CO, R1) Group



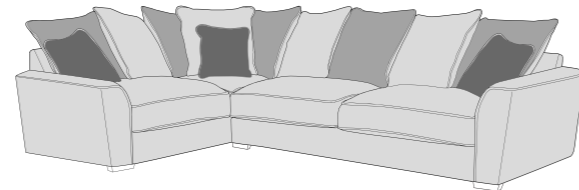
LH1, COR, RH2 (L1, CO, R2S) Group



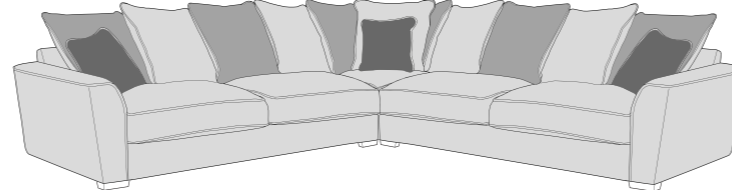
L2, R2C (LH2, R2C) Group



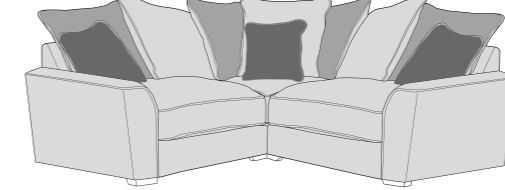
L2C, R2 (L2C, RH2) Group



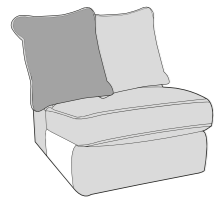
L2, CO, R2 (LH2, COR, RH2) Group



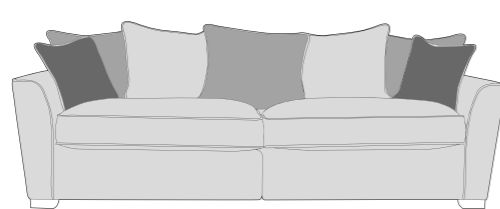
L1, CO, R1 (LH1, COR, RH2) Group



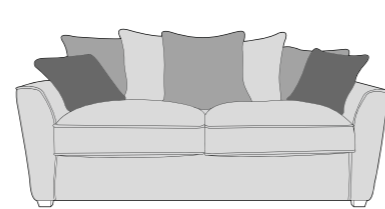
ALU (AU)



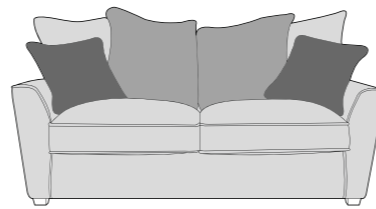
4 Seater modular sofa (4MD)



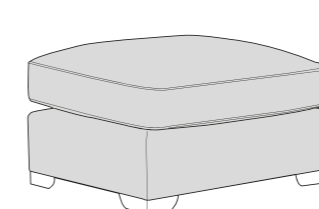
3 Seater sofa (3ST)



2 Seater sofa (2ST)

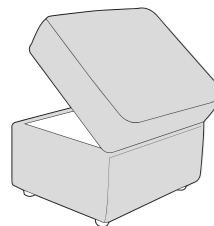




Large Footstool P (FST)



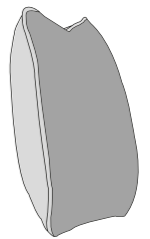
ACCENT PIECES

Storage Footstool F (FSS)



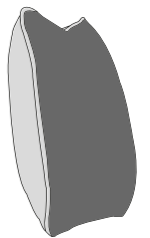
-  **COVER 1**
(BODY)
-  **COVER 2**
(PILLOW)
-  **COVER 3**
(SCATTER)

Pillow Back Cushions



Front = Cover 2
Piping = Cover 1
Back = Cover 1

Pillow Back Scatter Cushions



Front = Cover 3
Piping = Cover 1
Back = Cover 1

ATLANTIS DIMENSIONS (CM)

| AVAILABLE PIECES | HEIGHT 1 | OUTBACK HEIGHT | WIDTH 2 | DEPTH 3 | ARM HEIGHT | SEAT HEIGHT 4 | SEAT DEPTH (STD) 5 | SEAT DEPTH (PILLOW) 5 | SEAT WIDTH 6 | ACCESS DIAGONAL 7 | WEIGHT (KG) | PILLOW BACK NUMBER | SCATTER CUSHIONS |
|---|----------|----------------|---------|---------|------------|---------------|--------------------|-----------------------|--------------|-------------------|-------------|-----------------------------|------------------|
| LH2, RFC, FST or FST, LFC, RH2 CORNER GROUP | 97 | 73 | 278 | 250 | 68 | 56 | N/A | N/A | N/A | N/A | 120 | 9 (x5 cover 2/x4 cover 1) | 3 |
| LH2, COR, RH1 or LH1, COR, RH2 CORNER GROUP | 97 | 73 | 278 | 194 | 68 | 56 | N/A | N/A | N/A | N/A | 111 | 9 (x5 cover 2/x4 cover 1) | 3 |
| L2S, RFC, FST or FST, LFC, R2S CORNER GROUP | 97 | 73 | 250 | 250 | 68 | 56 | N/A | N/A | N/A | N/A | 128 | 9 (x5 cover 2/x4 cover 1) | 3 |
| L2S, COR, RH1 GROUP or LH1, COR, R2S GROUP | 97 | 73 | 250 | 194 | 68 | 56 | N/A | N/A | N/A | N/A | 119 | 9 (x5 cover 2/x4 cover 1) | 3 |
| LH2, R2C or RH2, L2C CORNER GROUP | 97 | 73 | 278 | 195 | 68 | 56 | N/A | N/A | N/A | N/A | 96 | 9 (x5 cover 2/x4 cover 1) | 3 |
| LH2, COR, RH2 CORNER GROUP | 97 | 73 | 278 | 278 | 68 | 56 | N/A | N/A | N/A | N/A | 128 | 11 (x6 cover 2/x5 cover 1) | 3 |
| LH1, COR, RH1 CORNER GROUP | 97 | 73 | 194 | 194 | 68 | 56 | N/A | N/A | N/A | N/A | 94 | 7 (x4 cover 2/x3 cover 1) | 3 |
| LH2/RH2 UNIT | 97 | 73 | 185 | 98 | 68 | 56 | 55 | 58 | 164 | 209 | 49 | 4 (x2 cover 2/x2 cover 1) | 1 |
| LFC/RFC UNIT | 97 | 73 | 178 | 98 | 68 | 56 | 55 | 58 | 135 | 198 | 53 | 5 (x3 cover 2/x2 cover 1) | 2 |
| L2C/R2C UNIT | 97 | 73 | 195 | 98 | 68 | 56 | 55 | 58 | 140 | 214 | 47 | 5 (x3 cover 2/x2 cover 1) | 2 |
| LH1/RH1 - 1 SEAT ARM UNIT | 97 | 73 | 104 | 98 | 68 | 56 | 55 | 58 | 80 | 140 | 32 | 2 (x1 cover 2/x1 cover 1) | 1 |
| ALU - ARMLESS UNIT | 97 | 73 | 80 | 98 | 68 | 56 | 55 | 58 | 80 | 118 | 21 | 2 (x1 cover 2/x1 cover 1) | N/A |
| COR - CORNER UNIT | 97 | 73 | 93 | 93 | N/A | 56 | 55 | 58 | 50 | 125 | 30 | 3 (x2 cover 2/x1 cover 1) | 1 |
| FST - FOOTSTOOL UNIT | 56 | N/A | 72 | 98 | N/A | N/A | N/A | N/A | N/A | 120 | 18 | N/A | N/A |
| L2S/R2S - 120cm STANDARD SOFA BED ACTION | 97 | 73 | 157 | 98 | 68 | 56 | 55 | 58 | 135 | 185 | 57 | 4 (x2 cover 2/x2 cover 1) | 1 |
| 4 SEATER MODULAR SOFA (4MD) | 97 | 73 | 256 | 98 | 68 | 56 | 55 | 58 | 213 | 274 | 73 | 5 (x3 cover 2/x2 cover 1) | 2 |
| 4ML/4MR UNIT (4MD) | 97 | 73 | 130 | 98 | 68 | 56 | 55 | 58 | 110 | 156 | 36.5 | (See 4 seater modular sofa) | 1 per piece |
| 3 SEATER SOFA (3ST) | 97 | 73 | 205 | 98 | 68 | 56 | 55 | 58 | 162 | 223 | 56 | 5 (x3 cover 2/x2 cover 1) | 2 |
| 2 SEATER SOFA (2ST) | 97 | 73 | 178 | 98 | 68 | 56 | 55 | 58 | 136 | 198 | 49 | 4 (x2 cover 2/x2 cover 1) | 2 |
| LOVE CHAIR (LOV) | 97 | 73 | 135 | 98 | 68 | 56 | 55 | 58 | 90 | 161 | 44 | N/A | 2 |
| ARM CHAIR (1ST) | 97 | 73 | 105 | 98 | 68 | 56 | 55 | 58 | 60 | 142 | 34.5 | N/A | 1 |
| SOFA BEDS - STD BACK ONLY | | | | | | | | | | | | | |
| 3SB (140CM SOFA BED) STANDARD | 97 | 73 | 194 | 98 | 68 | 56 | 55 | 58 | 148 | 215 | 71 | N/A | 2 |
| 2SB (120CM SOFA BED) STANDARD | 97 | 73 | 174 | 98 | 68 | 56 | 55 | 58 | 130 | 197 | 67 | N/A | 2 |
| 1SB (80CM SOFA BED) STANDARD | 97 | 73 | 136 | 98 | 68 | 56 | 55 | 58 | 91 | 167 | 56 | N/A | 2 |
| 3DB (140CM SOFA BED) DELUXE | 97 | 73 | 194 | 98 | 68 | 56 | 55 | 58 | 148 | 215 | 92.5 | N/A | 2 |
| 2DB (120CM SOFA BED) DELUXE | 97 | 73 | 174 | 98 | 68 | 56 | 55 | 58 | 130 | 197 | 85 | N/A | 2 |
| 1DB (80CM SOFA BED) DELUXE | 97 | 73 | 136 | 98 | 68 | 56 | 55 | 58 | 91 | 167 | 67 | N/A | 2 |
| OPEN DEPTH OF SOFA BEDS 226CM | | | | | | | | | | | | | |
| ACCENT PIECES | | | | | | | | | | | | | |
| STORAGE FOOTSTOOL (FSS) | 45 | N/A | 63 | 50 | N/A | N/A | N/A | N/A | N/A | 75 | 12.5 | N/A | N/A |

* Hardwood & composite board frame.

* Dowelled, screwed, glued & stapled joinery.

* Chrome & Wood foot options.

* Fibre filled backs for added comfort.

* Reversible pillow back cushions for durability and comfort.

* Fibre filled scatters included.

* foamflex+ seat interior.

* Serpentine seat springs & silent wire.

* Superloop back springs.

SOFABEDS: 2 SLEEP OPTIONS

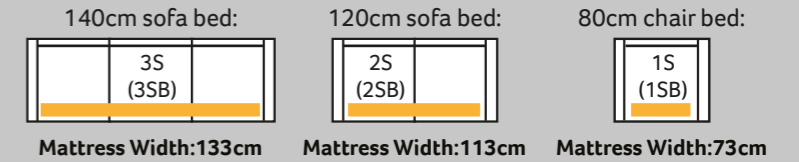
STANDARD ACTION & FOAM MATTRESS

A three fold metal action with a sprung 'polyprop' base. Complemented by a high performance foam mattress. For occasional use only.

Mattress Thickness: 6cm

Mattress Length: 185cm

3 fold action is 140Kg total max occupancy weight



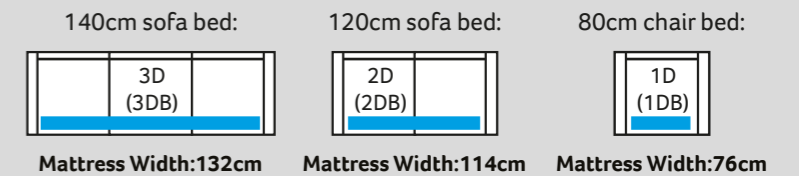
DELUXE ACTION & SPRUNG MATTRESS

A two fold metal action with beech slats. Complemented by a deluxe sprung mattress. For everyday use.

Mattress thickness: 11.5cm

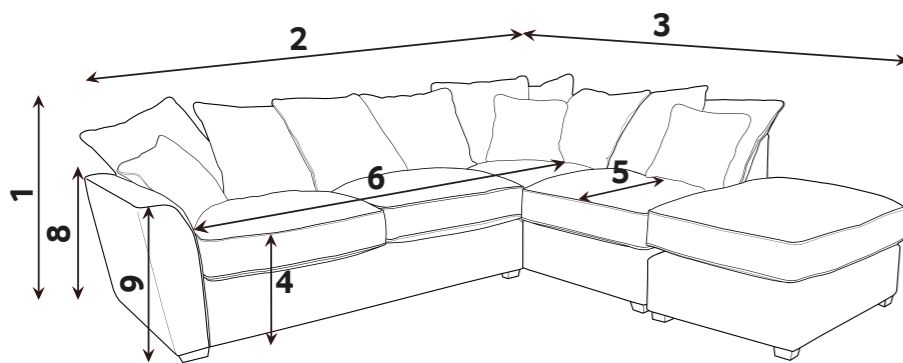
Mattress Length: 183cm

2 fold action is 160Kg total max occupancy weight



Sofa beds available as standard back only

DIMENSION GUIDE



1 - HEIGHT

2 - WIDTH

3 - DEPTH

4 - SEAT HEIGHT

5 - SEAT DEPTH (STD & PILLOW)

6 - SEAT WIDTH

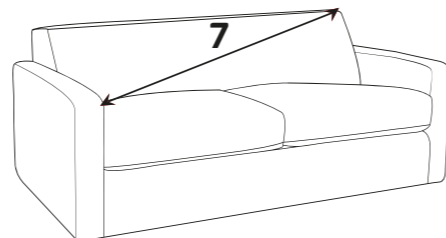
7 - DIAGONAL ACCESS

8 - OUTBACK HEIGHT

9 - ARM HEIGHT

Illustrations used for reference only.

Check the diagonal access dimension to ensure furniture will fit in your home.



foamflex+

Our expertly engineered foam seat interior gives you the comfort of fibre with the retention of foam.

CARE GUIDE

To improve the longevity of your hand-made furniture, we recommend rotating cushions (where applicable).

For further information on maintaining your furniture, please refer to the Care Guide located under the seat platform.



Beech (Light)

Mid Oak

Brown (dark)

Chrome

FOOT OPTIONS:



Wood is a natural product and will vary in shade/colour from item to item. Feet may require fitting.

Convolutd Foam Topper

Doming Pad

High Density Base



See terms & conditions

Please note: All dimension are approximate. Allow tolerance of +/- 2.5cm. Depth measurement includes seat cushion overhang.

23/01/2025